

**NEW
SWIVEL HEAD**





AO UNIVERSAL MICROSCOPE ILLUMINATOR MODEL 653

Compact, intense light source • 3-step variable voltage control • Focusable triple lens condensing system • Adjustable to any angle above or below stage • Accommodates neutral density, color filters and iris diaphragm

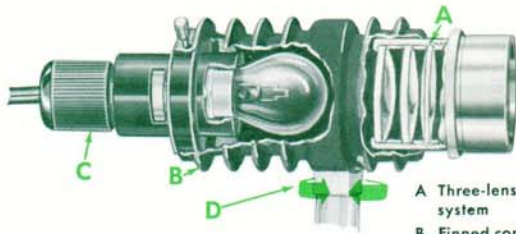
Model 653 Universal Microscope Illuminator is an ideal light source for use with Stereoscopic Microscopes, particularly with AO Series 23, 25, 26, 27, 28 and Cycloptic Series 53, 56, 58 and 59. This illuminator has found wide applications as a versatile light source in industry, education and research.

The intense 6.5 volt, 2.75 ampere, single-filament clear glass lampbulb, coupled with an efficient condensing system, provides excellent illumination for incident and transmitted light



Model 653 is easily mounted into the appropriate body receptacles of the above two popular AO Stereoscopic Series Microscopes for proper incident illumination of specimens . . .

. . . Or, if preferred, onto the transformer for optimum transmitted or incident illumination of a wide variety of microscopes.

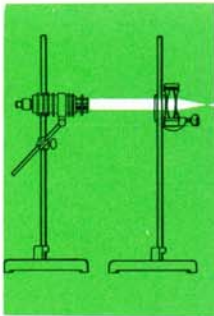


Cutaway view of No. 653

- A Three-lens condensing system
- B Finned construction
- C Easily removable socket
- D New swivel head provides great versatility of movement

applications. A variable transformer, supplied as standard, gives 3-step control (5, 6, 7.5 volts) over light intensity. A three-lens optical system, in a spiral focusing mount, offers the added advantage of a focusable condensing system to concentrate the intense light beam as required. The mount also provides support for the filter holder or accessory iris diaphragm.

The all-metal illuminator housing is mounted on a three-link jackknife arm which is readily fitted onto the stereoscopic microscope or transformer. *The illuminator is easily adjustable to any angle, either above or below the stage.* The model 653 has full U.L. and C.S.A. approvals.

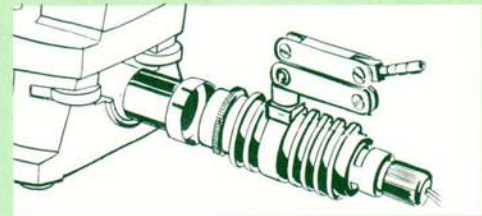


Special Applications

Right: Three Universal Illuminators used as source of incident illumination for photomacrography.

Left: Used to provide spot illumination in physics classes for demonstrating principles of optics.

ALTERNATE PARTS AND ACCESSORIES



Adapter No. K-1211-2

Used to attach No. 653 to Cycloptic 58S Transilluminator Base



Filters

Blue glass, daylight, heat-absorbing glass, ground glass disc and neutral density filters of 5%, 25% and 50% transmission are available. Filters have a diameter of 31.45mm and are inserted in the cap filter holder which slips over the front of the focusing mount.

Iris Diaphragm

An iris diaphragm, which controls the field aperture, also accommodates the above filters. It replaces the cap filter holder and slips over the front of the condenser focusing mount.



CATALOG NUMBER, DESCRIPTION AND PRICE

653	Universal Microscope Illuminator, with three-link jackknife standard and with 6.5 volt, 2.75 ampere clear lampbulb, clear blue glass, ground glass filters and No. 651 transformer	\$78.00	310	Set of three Neutral Density Filters, providing 5%, 25% and 50% transmissions	\$18.00
653A	Universal Microscope Illuminator, with three-link jackknife standard, iris diaphragm, clear blue glass, ground glass filters and 6.5 volt, 2.75 ampere clear lampbulb, ground glass disc, and No. 651 transformer	90.50	399	Ground Glass Filter	1.50
354	Iris Diaphragm	12.50	402	Blue Glass Filter, ground	1.50
360	Clear Lampbulb, 6.5 volt, 2.75 ampere (GE 1493)	1.02	406	Blue Glass Filter, clear	1.50
307	Filter, green glass	2.50	407	Daylight Glass Filter	3.50
308	Filter, heat-absorbing glass	4.00	651	Variable Transformer, 110-120 volts AC (5, 6, 7.5 volts)	24.00
			651T	Variable Transformer, same as No. 651, but with three-wire construction and Hubbell plug (specify type of Hubbell plug desired)	30.00
			K-1211-2	Adapter for No. 653 on No. 58S Trans-illuminating Base	7.00



AMERICAN OPTICAL COMPANY

INSTRUMENT DIVISION • BUFFALO, NEW YORK 14215